




**Typical Mast Connection Locking Bolt**



**Typical Mast Connection Locking Bolt**



**Typical Mast Connection Locking Bolt**




**Typical Mast Connection Locking Bolt**




**Lift Trolley Drives**



**Lift Trolley Drives**



**Winch**



**Long Travel Cam Rotate/Clamp**




**Long Travel Cam Rotate/Clamp**



**Long Travel Cam Rotate/Clamp**



**Main Pipework from Control Console**



**Main Pipework to Winch**

**THE BUILD**




**Main Frame & Cross Travel Carriage**



**Crown on Cross Travel Carriage. (Lift Trolley Drive Frame & Winch in Place)**



**Crown Attached to Lift Trolley**



**Crown being Lifted, 1<sup>st</sup> Mast on Cross Travel Carriage**






**Cross Travel Carriage moves 1<sup>st</sup> Mast Under Crown**



**Crown & 1<sup>st</sup> Mast Connected (Locking Bolts in place)**



**Procedure repeated for 2<sup>nd</sup>, 3<sup>rd</sup> & 4<sup>th</sup> Masts**



**Crown, Masts 1, 2, 3 & 4 being Lifted, Base Mast on Cross Travel Carriage**



**Crown, Masts 1, 2, 3 & 4 being Lowered onto Base Mast**



**Entire Rig Assembly**